



Enterprise Financials

The big leagues




Report Presentation



Statement Organization


- Account types
- Groups & subgroups
- Exclude zero balances
- Multiple export formats

Report Organization



Enterprise

- Account Types
- Groups
- Sub Groups
- Sort Order of Accounts



Core

- Account Types

Sales	
450001	Sales
450002	Sales
	Sales
Sales Discounts	
460001	Sales Discounts
460002	Sales Discounts
	Sales Discounts
Sales Contra	
	Sales Contra
	Total Sales

Cost of Sales	
Material Cost	
500001	Purchases
501001	Purchase Discounts
	Material Cost
Labor Cost	
500101	Purchases - Labor
500102	Purchases - Labor
	Labor Cost
Other Cost	
500201	Misc Job Costs
	Other Cost
Commission Cost	
	Commission Cost
	Total Cost of Sales

Operating Expenses	
General and Administrative	
620001	Inventory Adjustment
660001	Office Expenses
700001	Telephone
700002	Telephone
	General and Administrative
Insurance and Legal	
730001	Insurance - Health
730002	Insurance - Health
	Insurance and Legal
Payroll	
	Payroll
	Total Operating Expenses

Income Statement

ASSETS	
Current Assets	
Cash	
1000	Undeposited Funds
1022	Checking Account
	Cash
Accounts Receivable	
1100	Accounts Receivable
	Accounts Receivable
Inventory	
1200	Inventory
	Inventory
Work in Progress	
	Work in Progress
Other Current Assets	
1115	Retainage
1460	Suspense
	Other Current Assets
	Total Current Assets

LIABILITIES and OWNER'S EQUITY	
Current Liabilities	
Accounts Payable	
2000	Accounts Payable
2200	Deposits
2700	Loan from Officer
	Accounts Payable
Taxes Payable	
	Taxes Payable
	Total Current Liabilities
Long Term Debt	
Long Term Debt - Other	
2800	Installer Retention
	Long Term Debt - Other
	Total Long Term Debt
Equity	
3560	Retained Earnings
	Total Equity
	Current Year Net Income or -Loss


Balance Sheet

Report Refinement



- Exclude Account Numbers
- Exclude Zero Balances
- Exclude Percentages

Multiple save & export options






Investigation

Transaction detail research

Interactive


- Filter by column data
- Drill down to transaction
- Drill down inside financial reports

Workspace Environment



Enterprise


- Drill down multiple levels
- Multiple queries in a single workspace
- Multiple sessions at the same time
- Research directly in reports



Core


- Separate reports for each query
- Research through multiple reports
- One process at a time in single sessions
- No drill down

Process Coordination



Enterprise

- Run Report
- Click on account # in report
- Click to view AP record in core



Core

- Run report
- Write down account #
- Run account inquiry report
- Write down reference #
- Execute a find by reference # in AP
- View AP record

Navigator [tab] Enterprise Financials #1

Enterprise Financials Main Menu

- Reporting Periods
- System Setup and Trial Balance
- Financial Statement Preparation
- Journal and Ledger
- Accounting Management [v. 880]

Trial Balance .. Year to Date Period: 2021-12

--	AcctID	Acct Description	TB Beginning	TB Year to Current	TB Current Period	TB Year to Date	StmtCode	SortbyText	Stmt Section	Branch	PrimeAc
	1000	Undeposited Funds	55,310.00	0.00	34,058.55	89,368.55	BS	101000	Assets		
	1010	Petty Cash	0.00	0.00	0.00	0.00	BS	101010	Assets		
	1022	Checking Account	606,571.43	0.00	-25,594.94	580,976.49	BS	101022	Assets		
	1025	B of A Checking Account	0.00	0.00	0.00	0.00	BS	101025	Assets		
	1102	Allowance for Doubtful Accounts	-3,000.00	0.00	0.00	-3,000.00	BS	101102	Assets		
	1450	Non Refundable Deposits	0.00	0.00	0.00	0.00	BS	101450	Assets		
	1099	Accounts Receivable Peachtree	0.00	0.00	0.00	0.00	BS	121099	Assets		
	1100	Accounts Receivable	1,547,742.62	0.00	430,813.66	1,978,556.28	BS	121100	Assets		
	1200	Inventory	183,848.32	0.00	51,739.65	235,587.97	BS	131200	Assets		
	195001	Prepaid Deposits	0.00	0.00	0.00	0.00	BS	13195001	Assets	01	
	195002	Prepaid Deposits	0.00	0.00	0.00	0.00	BS	13195002	Assets	02	
	196001	Vendor Deposits	200.00	0.00	6,190.00	6,390.00	BS	13196001	Assets	01	
	196101	Vendor Credits	0.00	0.00	0.00	0.00	BS	13196101	Assets	01	
	2210	Vendor Deposits	0.00	0.00	0.00	0.00	BS	132210	Assets		
	1125	Costs in Excess of Billings	0.00	0.00	0.00	0.00	BS	141125	Assets		
	1250	Material CCM	0.00	0.00	0.00	0.00	BS	141250	Assets		
	1260	Service CCM	63,806.50	0.00	0.00	63,806.50	BS	141260	Assets		
	1400	Prepaid Expenses	0.00	0.00	0.00	0.00	BS	141400	Assets		
	1430	Work In Progress	0.00	0.00	0.00	0.00	BS	141430	Assets		
	1101	Payroll Tax Receivable	0.00	0.00	0.00	0.00	BS	151101	Assets		
	1115	Retainage	192,248.51	0.00	-5,045.95	187,202.56	BS	151115	Assets		
	1300	Officer Advance	0.00	0.00	0.00	0.00	BS	151300	Assets		
	1460	Suspense	-230.00	0.00	0.00	-230.00	BS	151460	Assets		
	150001	Furniture & Fixtures	0.00	0.00	0.00	0.00	BS	17150001	Assets	01	
	150002	Furniture & Fixtures	0.00	0.00	0.00	0.00	BS	17150002	Assets	02	
	160001	Property & Equipment	800.00	0.00	0.00	800.00	BS	17160001	Assets	01	
	160002	Property & Equipment	0.00	0.00	0.00	0.00	BS	17160002	Assets	02	
	170001	Auto & Trucks	0.00	0.00	0.00	0.00	BS	17170001	Assets	01	
	180001	Leasehold Improvements	0.00	0.00	0.00	0.00	BS	17180001	Assets	01	
	180002	Leasehold Improvements	0.00	0.00	0.00	0.00	BS	17180002	Assets	02	
	190001	Accumulated Depreciation	0.00	0.00	0.00	0.00	BS	17190001	Assets	01	
	1040	Capital One	-600.00	0.00	0.00	-600.00	BS	231040	Liabilites and Owners Equit		
	1045	Bank of America Visa	-69,066.42	0.00	-10,000.00	-79,066.42	BS	231045	Liabilites and Owners Equit		
	1999	Accounts Payable Peachtree	0.00	0.00	0.00	0.00	BS	231999	Liabilites and Owners Equit		
	2000	Accounts Payable	-196,485.30	0.00	-179,668.03	-376,153.33	BS	232000	Liabilites and Owners Equit		
	2010	Unearned Revenue CCM	-207,484.51	0.00	0.00	-207,484.51	BS	232010	Liabilites and Owners Equit		
	2025	Canital One Visa	0.00	0.00	0.00	0.00	BS	232025	Liabilites and Owners Equit		



Analysis

Full trial balance export and journal workspace for deeper analysis

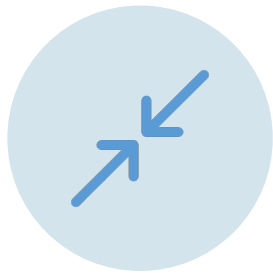
Simple Trial Balance

	A	B	C	D	E	F	G	
1		SALES DEMO				dststamp: 2021-05-17T14:44		
2		Trial Balance - Detailed for Period: 2021-01 thru 2021-12						
3								
4	Stmt	GLacctID	Account Name	Group Name	Begin_Balance	Period_Total	YTD_Balance	
5								
64	BS	2700	Loan from Officer	Current Liabilities	-600,000.00	.00	-600,000.00	
65	BS	2800	Installer Retention	Long Term Debt	-10,715.05	-1,874.50	-12,589.55	
66	BS	2801	Dakota Smith Retention	Long Term Debt	.00	.00	.00	
67	BS	2802	Tile Tech Retention	Long Term Debt	.00	-717.00	-717.00	
68	BS	2803	Dallas Beller Retention	Long Term Debt	.00	-500.00	-500.00	
69	BS	2804	Dean McDean Retention	Long Term Debt	.00	.00	.00	
70	BS	2805	Billy Smith Retention	Long Term Debt	.00	-1,212.25	-1,212.25	
71	BS	3560	Retained Earnings	Equity	-1,437,440.85	.00	-1,437,440.85	
72	BS	3920	Paid-in Capital	Equity	.00	.00	.00	
73	BS	3930	Common Stock	Equity	.00	.00	.00	
74	BS	3940	Dividends Paid	Equity	.00	.00	.00	
75	BS	3950	Draw	Equity	.00	.00	.00	
76	IS	405001	Job Cost Contra Account	Sales	.00	.00	.00	
77	IS	405002	Job Cost Contra Account	Sales	.00	.00	.00	
78	IS	410001	Interest Income	Other -Income or Expen:	.00	.00	.00	
79	IS	410002	Interest Income	Other -Income or Expen:	.00	.00	.00	
80	IS	420001	Other Income	Other -Income or Expen:	.00	.00	.00	
81	IS	420002	Other Income	Other -Income or Expen:	.00	.00	.00	
82	IS	450001	Sales	Sales	.00	-467,937.07	-467,937.07	
83	IS	450002	Sales	Sales	.00	-7,098.50	-7,098.50	
84	IS	4510	Revenue Recognition Adj	Sales	.00	.00	.00	
85	IS	460001	Sales Discounts	Sales	.00	.00	.00	
86	IS	460002	Sales Discounts	Sales	.00	.00	.00	
87	IS	500001	Purchases	Cost of Sales	.00	58,804.35	58,804.35	
88	IS	500002	Purchases	Cost of Sales	.00	2.00	2.00	
89	IS	500101	Purchases - Labor	Cost of Sales	.00	121,131.50	121,131.50	
90	IS	500102	Purchases - Labor	Cost of Sales	.00	8,581.25	8,581.25	
91	IS	500201	Misc Job Costs	Cost of Sales	.00	1,796.10	1,796.10	
92	IS	500202	Misc Job Costs	Cost of Sales	.00	200.00	200.00	


Detail Trial Balance

A	B	C	D	E	F	G	H	I	J	K	L	N	O	P
	SALES DEMO													
	Trial Balance - Detailed for Period: 2021-01 thru 2021-12													
	dtstamp: 2021-0													
Stmt	GLacctID	Account Name	Date	JournalID	TransactionID	DocRef	Description	Description2	TransType	Period_Amount	Begin_Balance	Period_Total	YTD_Bal	
BS	1102	Allowance for Doubtful Accounts									-3,000.00	.00	-3,000	
IS	1110	Checking Interest									.00	.00		
BS	1115	Retainage									192,248.51	-5,045.95	187,202	
	1115	Retainage	2021-01-04	1864	13926	I-2730	AR Invoice Entry	Justin Smith	Sale	754.50				
	1115	Retainage	2021-01-08	1921	13931	I-2731	AR Invoice Entry	JJJ Architects	Sale	-11,038.84				
	1115	Retainage	2021-03-30	2418	14002	I-2753	AR Invoice Entry	Turner	Sale	1,046.16				
	1115	Retainage	2021-03-31	2421	14003	I-2754	AR Invoice Entry	Turner	Sale	3,754.21				
	1115	Retainage	2021-04-20	2447	14012	I-2760	AR Invoice Entry	Level 5 Contractors IN	Sale	12.36				
	1115	Retainage	2021-04-21	2454	14014	I-2761	AR Invoice Entry	Cash Sale	Sale	9.09				
	1115	Retainage	2021-05-03	3056	14095	I-2765	AR Invoice Entry	CNC Builders	Sale	416.57				
BS	1125	Costs in Excess of Billings									.00	.00		
BS	1200	Inventory									183,848.32	51,739.65	235,587	
	1200	Inventory	2021-02-26	2006	13966	P8403		BENTLEY PRINCE STREET	Purchase	100.00				
	1200	Inventory	2021-03-01	2015	13969		AR Invoice Entry		Sale	-2.00				
	1200	Inventory	2021-04-21	2457	14014		AR Invoice Entry	Cash Sale	Sale	-63.25				
	1200	Inventory	2021-04-21	2512		7257			New Inventory	45,600.00				
	1200	Inventory	2021-04-21	2524	14021		AR Invoice Entry	Fred Jones	Sale	-1,018.35				
	1200	Inventory	2021-05-03	3059	14095		AR Invoice Entry	CNC Builders	Sale	-3,016.75				
	1200	Inventory	2021-05-03	3074	14099	P8355		MANNINGTON COMMERCIAL	Purchase	3,000.00				
	1200	Inventory	2021-05-04	3076	14100	P8466		MANNINGTON COMMERCIAL	Purchase	4,152.00				
	1200	Inventory	2021-05-06	3095	2458-3095		RR Unallocation	Justin Smith	Sale	2,988.00				
BS	1250	Material CCM									.00	.00		


Trial Balance Workspace



RESTRICT & EXPAND
ACCOUNT RANGE



EXPORT FULL TRIAL
BALANCE TO EXCEL



OMIT "DO NOT USE"
ACCOUNTS



USE PRIME
ACCOUNTS ONLY
OPTION

Journal Research



AcctID	Date	Ref	Description	Amount	RecNum	TransType	Period	Debit	Credit	JobNumber	AcctName
JOURNAL											
2000	2021-01-01	ref: P8474.##14112	Bell Tower Phone Inc	-1600.00	3105	Purchase	2021001	0.00	1600.00		Accounts Payable
700001	2021-01-01	ref: P8474.##14112	Bell Tower Phone Inc	1600.00	3106	Purchase	2021001	1600.00	0.00		Telephone
100001	2021-01-01	ref: P8474.##14112	Bell Tower Phone Inc	1600.00	3108	Purchase	2021001	1600.00	0.00		Telephone
5000	2021-01-01	ref: P8474.##14112	Bell Tower Phone Inc	-1600.00	3102	Purchase	2021001	0.00	1600.00		Accounts Payable

- Reference information
- Description
- Amount (DB/CR)
- Job Number
- Transaction Type

Trends

Evaluate financial trends with comparative statements

Income Statement - Compare Periods
Trial Bal Period: 12 Months Ending 12-31-2019
Compare Period: 12 Months Ending 12-31-2018

Comparative Income Statement

		TB = TrialBalPeriod		CP = ComparePeriod		TB Went Up(-Down)	
Sales							
450001	Sales	1,403,192.36	73.19 %	536,547.01	100.00 %	866,645.35	161.52 %
450002	Sales	517,023.37	26.97 %	0.00	0.00 %	517,023.37	In,fin,ity.I %
460001	Sales Discounts	-1,000.00	-0.05 %	0.00	0.00 %	-1,000.00	In,fin,ity.N %
460002	Sales Discounts	-2,000.00	-0.10 %	0.00	0.00 %	-2,000.00	In,fin,ity.N %
	Total Sales	1,917,215.73	100.00 %	536,547.01	100.00 %	1,380,668.72	257.33 %
Cost of Sales							
500001	Purchases	1,101,172.42	57.44 %	317,772.36	59.23 %	783,400.06	246.53 %
500002	Purchases	0.00	0.00 %	600.00	0.11 %	-600.00	-100.00 %
501001	Purchase Discounts	-33,919.41	-1.77 %	-2,632.45	-0.49 %	-31,286.96	1,188.51 %
680001	Shop Expenses	0.00	0.00 %	-10.00	-0.00 %	10.00	-100.00 %
500101	Purchases - Labor	183,562.00	9.57 %	93,291.00	17.39 %	90,271.00	96.76 %
500102	Purchases - Labor	2,976.50	0.16 %	0.00	0.00 %	2,976.50	In,fin,ity.N %
500201	Misc Job Costs	100.00	0.01 %	0.00	0.00 %	100.00	In,fin,ity.N %
	Total Cost of Sales	1,253,891.51	65.40 %	409,020.91	76.23 %	844,870.60	206.56 %
		663,324.22	34.60 %	127,526.10	23.77 %	535,798.12	420.15 %
Operating Expenses							
620001	Inventory Adjustment	-18,955.00	-0.99 %	0.00	0.00 %	-18,955.00	In,fin,ity.I %
660001	Office Expenses	364.09	0.02 %	0.00	0.00 %	364.09	In,fin,ity.N %
700001	Telephone	6,811.00	0.36 %	1,000.00	0.19 %	5,811.00	581.10 %
700002	Telephone	1,650.00	0.09 %	0.00	0.00 %	1,650.00	In,fin,ity.N %
730001	Insurance - Health	10,000.00	0.52 %	0.00	0.00 %	10,000.00	In,fin,ity.N %
730002	Insurance - Health	11,000.00	0.57 %	0.00	0.00 %	11,000.00	In,fin,ity.N %
	Total Operating Expenses	10,870.09	0.57 %	1,000.00	0.19 %	9,870.09	987.01 %



Analytic Research

Dive deeper into financial ledger activities and transactions

Found Set Search

Data Export DateTime

2021-05-17T21:25:28

Found 109 Records

Reporting

Grid Spread Sheet Viewer

New Feature

Age By Customer [0]

By Customer/Retent [1]

By Cust/Retent Sum [2]

By Project/Retent [3]

By Project/Retent/Totals [4]

AR Aging Detail

CustomerName	ARcustID	ProjectName	ProjectID	JRLink	StoreID	SalesRep1	ARInvoiceID	Reference	Invctype	GLdate
ABC CONSTUCTION	558	ABC CONSTUCTION			1		I-2625		Credit	2019-01-23
ABC CONSTUCTION	558	ABC CONSTUCTION	2392		1	Davey Jones	I-2699	2392	Sale	2020-01-28
ABC CONSTUCTION	558	ABC CONSTUCTION	2392		1	Davey Jones	I-2700	2392	Sale	2020-01-28
ABC CONSTUCTION	558	ABC CONSTUCTION	2402		1	Matt	I-2704	2402	Sale	2020-01-29
ABC CONSTUCTION	558	ABC CONSTUCTION	2402		1	Matt	I-2705	2402	Sale	2020-01-29
ABC CONSTUCTION	558	Greenbelt Builders	2426		1	Bonni	I-2713	2426	Sale	2020-03-02
BERNARDO POTTSFIELD	541	BERNARDO POTTSFIELD	2237		1	Matt	I-2632		Sale	2019-01-24
Bob Noe	711	Bob Noe	2247		1	Davey Jones	I-2634		Sale	2019-02-07
Bob Noe	711	Bob Noe	2249		1	Davey Jones	I-2635		Sale	2019-02-07
Bob Noe	711	Bob Noe	2258		1	Davey Jones	I-2636		Sale	2019-02-27
Bob Noe	711	Bob Noe	2262		1	Davey Jones	I-2640		Sale	2019-02-28
Bob Noe	711	Bob Noe	2260		1	Davey Jones	I-2639		Sale	2019-03-07
Bob Noe	711	Bob Noe	2263		1	Davey Jones	I-2641		Sale	2019-03-08
Bob Noe	711	Bob Noe	2265		1	Davey Jones	I-2642		Sale	2019-03-11
BURNS KITCHEN AND BATH	684	Harvest Hollow	2231			Davey Jones	I-2627		Sale	2019-01-24
Capitol Investments	685	Capitol Partners	2160		1	Davey Jones	I-2591		Sale	2017-09-20
Capitol Investments	685	Capitol Investments	2180		1	Natalie Smith	I-2596		Sale	2017-10-12
Capitol Investments	685	Capitol Partners	2396		1	Davey Jones	I-2701	2396	Sale	2020-01-29
Capitol Investments	685	Capitol Investments	2398		1	Natalie Smith	I-2702	2398	Sale	2020-01-29
Capitol Investments	685	Capitol Investments	2398			Natalie Smith	I-2706	2398	Sale	2020-01-30
Capitol Investments	685	Capitol Investments	2455		1	Davey Jones	I-2724	2455	Sale	2020-09-17
Capitol Investments	685	Capitol Investments	2463		1	Natalie Smith	I-2742	2463	Sale	2021-02-09
Capitol Investments	685	Capitol Investments	2479		1	Davey Jones	I-2757	2479	Sale	2021-04-05
Capitol Investments	685	Capitol Partners	2141		1	Davey Jones	I-2758	2141	Sale	2021-04-19
Cash Sale	733	Cash Sale	2499		1	non classified	I-2761	2499	Sale	2021-04-21
City View Church	713	City View Church	2357		1	Davey Jones	I-2685		Sale	2019-11-22
CNC Builders	169	CNC Builders	2199		1	Davey Jones	I-2610		Sale	2018-11-21
Crymar Finishes	706	Crymar Finishes	2195		1	Davey Jones	I-2606		Sale	2018-11-06
Crymar Finishes	706	Crymar Finishes	2204		1	Davey Jones	I-2611		Sale	2018-11-27
Crymar Finishes	706				1		I-2659		Credit	2019-06-18
Dakota Smith	732	Turner	2485		1	Celine	I-2750	2485	Sale	2021-03-09
Dakota Smith	732	TURNER	2486		1	Celine	I-2751	2486	Sale	2021-03-09
ELITE Construction	115				1		I-2600		Sale	2017-08-01
ELITE Construction	115	ELITE Construction	2169		1	Davey Jones	I-2593		Sale	2017-10-03
Escondido Schools	717	Escondido Schools	2375		1		I-2690	2375	Sale	2020-01-09
Escondido Schools	717	Escondido Schools	2380		1	Davey Jones	I-2693	2380	Sale	2020-01-17
Fred Jones	710	Fred Jones	2236		1	Tim Noe	I-2630		Sale	2019-01-24



Invoice & Payment Detail

Data Processing Panel

Found Set Search

As of Date
2021-04-30

Found 3 Records

Load Data - AR Journal

Customer Number
685

Project Number
2180

AR Journal Sales Demo ViewportWth: 1299Ht: 800

ARcustID	ProjectID	ARinvoiceID	Invctype	GLdate	BalanceDue	InvcRunSum	GrandTotal	Payments	Retention	Paymer
685	2180	I-2596	Sale	2017-10-12	142,249.52	142,249.52	142,249.52	0.00	0.00	[I-2596]
685	2180	I-2596	Retention	2017-10-12	15,805.50	158,055.02	0.00	0.00	15,805.50	[I-2596]
685	2180	I-2596	Receipts	2019-08-15	-63,759.18	94,295.84	0.00	-63,759.18	0.00	547474

Data Processing Panel

Found Set Search

Search

GL Date Begin: 2019-01-01 GL Date End: 2019-12-31

GL Account Name (text contained in): telephone

Group Code List (blank=all I,J,K)

Data Processing

GL Journal Viewport ...Wth: 1477 ...Ht: 895

row#	gljournalid_...	glacctid_02	acctname_03	gldate_04	docref_05	transid_06	description2_07	amount_08	transtype_10
1	507	700001	Telephone	2019-01-17	P8046	13405	AT & T MOBILITY	500.00	Purchase
2	528	700001	Telephone	2019-01-18	P8048	13414	AT & T MOBILITY	1,000.00	Purchase
3	676	700001	Telephone	2019-02-07	P8084	13463	AT & T MOBILITY	723.00	Purchase
4	705	700001	Telephone	2019-03-01	P8088	13470	AT & T MOBILITY	-512.00	Credit
5	743	700001	Telephone	2019-03-08	P8099	13487	AT & T MOBILITY	800.00	Purchase
6	848	700002	Telephone	2019-04-03	P8118	13520	AT & T MOBILITY	250.00	Purchase
7	863	700001	Telephone	2019-04-05	P8122	13527	AT & T MOBILITY	500.00	Purchase
8	1014	700001	Telephone	2019-06-19	P8172	13588	AT & T MOBILITY	500.00	Purchase
9	1015	700002	Telephone	2019-06-19	P8172	13588	AT & T MOBILITY	500.00	Purchase
10	1025	700001	Telephone	2019-06-21	P8176	13593	AT & T MOBILITY	700.00	Purchase
11	1079	700001	Telephone	2019-07-02	P8185	13612	AT & T MOBILITY	300.00	Purchase
12	1080	700002	Telephone	2019-07-02	P8185	13612	AT & T MOBILITY	200.00	Purchase
13	1145	700001	Telephone	2019-08-01	P8204	13637	AT & T MOBILITY	300.00	Purchase
14	1146	700002	Telephone	2019-08-01	P8204	13637	AT & T MOBILITY	200.00	Purchase
15	1166	700001	Telephone	2019-08-30	P8207	13644	AT & T MOBILITY	1,000.00	Purchase
16	1188	700002	Telephone	2019-08-16	P8212	13653	AT & T MOBILITY	500.00	Purchase
17	1323	700001	Telephone	2019-10-30	P8240	13703	AT & T MOBILITY	500.00	Purchase
18	1351	700001	Telephone	2019-11-18	P8247	13715	AT & T MOBILITY	500.00	Purchase

General Journal Research

- Efficiency with on-screen interactive financial reports
- Distinction by individualizing your financial statements
- Dive deeper into financial analysis and research
- Quickly export & send full journal and trial balance details

Summary



Enterprise Financials

The big leagues