



# Sales & Use Tax

New report and tax paid to the source tax type




# Sales & Use Tax Report

# Report Enhancements



- Report displays branch names
- Onscreen information for each invoice
- Mark taxes paid to close tax reporting period
- Use Tax activities on closed tax periods display in current period report
- Tax history reports
- Create tax payable invoice in AP automatically (if only one tax type)

# Report Summary



## Interiors

### Sales / Use Tax Liability Report

For The Period From 7/1/2023 to 7/31/2023

For All Store / Branch Locations

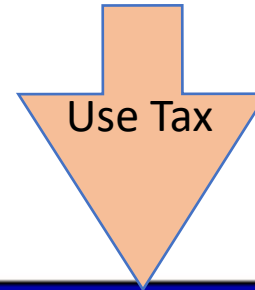
Filter State

Tax Authority	Tax Type	Tax Rate	Gross Sales	GS / WO Tax	Exempt Mat	Exempt Labor	Taxable Materials For Sales Tax	+ Taxable Labor	Taxable COGs For Use Tax	= Taxable Total	Total Tax
28 California	State Tax	6.0000%	\$3,053,941.35	\$3,029,291.40	\$3,855.52	\$15,566.49	\$332,285.48	\$4,377.46	\$950,012.84	\$1,286,675.78	\$76,871.70
12 Colorado State	State Tax	2.9000%	\$121,769.65	\$116,897.00	\$14,730.00	\$34,851.57	\$67,315.43			\$67,315.43	\$1,952.14
27 Grassland	State Tax	7.0000%	\$15,000.00	\$15,000.00					\$10,000.00	\$10,000.00	\$700.00
6 GST	Country Tax	5.0000%	\$487,188.04	\$464,468.77			\$409,669.88	\$54,798.89		\$464,468.77	\$23,223.45
14 County	County Tax	3.8200%	\$2,241,869.07	\$2,224,499.19	\$14,730.00	\$47,244.12	\$263,692.14		\$674,540.19	\$938,232.33	\$35,840.51
3 San Diego	County Tax	8.0000%	\$933,841.93	\$921,689.22	\$3,855.52	\$3,173.94	\$51,908.77	\$4,377.46	\$334,482.65	\$390,768.88	\$30,823.03
7 PST	Provincial Tax	8.0000%	\$487,188.04	\$464,468.77			\$19,944.16		\$192,239.14	\$212,183.30	\$16,974.67
13 RTD	Misc 1 Tax	1.1000%	\$121,769.65	\$116,897.00	\$14,730.00	\$34,851.57	\$67,315.43			\$67,315.43	\$740.47

Total Tax Authorities

\$187,125.97

# Tax Columns



Taxable Materials For Sales Tax		+	Taxable Labor		+	Taxable COGs For Use Tax		=	Taxable Total	Total Tax
\$332,285.48			\$4,377.46			\$950,012.84			\$1,286,675.78	\$76,871.70
\$67,315.43									\$67,315.43	\$1,952.14
						\$10,000.00			\$10,000.00	\$700.00
\$409,669.88			\$54,798.89						\$464,468.77	\$23,223.45
\$263,692.14						\$674,540.19			\$938,232.33	\$35,840.51
\$51,908.77			\$4,377.46			\$334,482.65			\$390,768.88	\$30,823.03
\$19,944.16						\$192,239.14			\$212,183.30	\$16,974.67
\$67,315.43									\$67,315.43	\$740.47

\$187,125.97

# Total Taxable Dollars



Taxable Materials For Sales Tax	+ Taxable Labor	Taxable COGs For Use Tax	= Taxable Total	Total Tax
\$332,285.48	\$4,377.46	\$950,012.84	\$1,286,675.78	\$76,871.70
Total of taxable dollars			\$67,315.43	\$1,952.14
		\$10,000.00	\$10,000.00	\$700.00
\$409,669.88	\$54,798.89		\$464,468.77	\$23,223.45
\$263,692.14		\$674,540.19	\$938,232.33	\$35,840.51
\$51,908.77	\$4,377.46	\$334,482.65	\$390,768.88	\$30,823.03
\$19,944.16		\$192,239.14	\$212,183.30	\$16,974.67
\$67,315.43			\$67,315.43	\$740.47

\$187,125.97

# Total Tax Calculated



Taxable Materials For Sales Tax	+ Taxable Labor	Taxable COGs For Use Tax	= Taxable Total	Total Tax
\$332,285.48	\$4,377.46	\$950,012.84	\$1,286,675.78	\$76,871.70
\$87,315.43			\$87,315.43	\$1,952.14
		\$10,000.00	\$10,000.00	\$700.00
\$409,669.88	\$54,798.89		\$464,468.77	\$23,223.45
\$263,692.14		\$674,540.19	\$938,232.33	\$35,840.51
\$51,908.77	\$4,377.46	\$334,482.65	\$390,768.88	\$30,823.03
\$19,944.16		\$192,239.14	\$212,183.30	\$16,974.67
\$87,315.43			\$87,315.43	\$740.47

Total tax calculated based on rate of tax and the taxable total dollars

\$187,125.97



Tax Authority	Tax Type	Tax Rate	Exempt Mat	F
28 California	State Tax	6.0000%	\$3,855.52	
12 Colorado State	State Tax	2.9000%	\$14,730.00	
27 Grassland	State Tax	7.0000%		
6 GST	Country Tax	5.0000%		
14 County	County Tax	3.8200%	\$14,730.00	
3 San Diego	County Tax	8.0000%	\$3,855.52	
7 PST	Provincial Tax	8.0000%		
13 RTD	Misc 1 Tax	1.1000%	\$14,730.00	
<hr/>				
Total Tax Authorities				

Materials that are marked non-taxed and jobs that are part of the tax-exempt tax type






Tax Authority	Tax Type	Tax Rate	Exempt Labor	Tax
28 California	State Tax	6.0000%	\$15,566.49	
12 Colorado State	State Tax	2.9000%	\$34,851.57	
27 Grassland	State Tax	7.0000%		
6 GST	Country Tax	5.0000%		
14 County	County Tax	3.8200%	\$47,244.12	
3 San Diego	County Tax	8.0000%	\$3,173.94	
7 PST	Provincial Tax	8.0000%		
13 RTD	Misc 1 Tax	1.1000%	\$34,851.57	
Total Tax Authorities				

Labor that is marked non-taxed, jobs that are part of the tax-exempt and material only tax types

# Report Detail



**Invoiced State Sales / Use Tax**  
 For The Period From 7/1/2023 to 7/31/2023  
 For All Store / Branch Locations

Auth	Brch	Type	Invoice #	Date	Gross Sales	GS / WO Tax	Exempt Mat	Exempt Labor	Taxable Materials		Taxable COGs		Total Tax
									For Sales Tax +	Taxable Labor	For Use Tax +	Taxable Total	
<b>California 6.00%</b>													
<b>Interiors</b>													
<b>Material Only</b>													
	i		I-2858	5/29/2019	\$1,754.98	\$1,539.44		\$0.00	\$1,539.44		\$1,539.44		\$92.37
	i		I-2745	5/12/2021	\$49,952.70	\$47,574.00		\$10,800.00	\$36,774.00		\$36,774.00		\$2,208.44
	i		I-2748	6/7/2021	\$121,000.01	\$115,238.10		\$0.00	\$115,238.10		\$115,238.10		\$6,914.29
	i		I-2908	7/3/2023	\$24,389.68	\$21,462.00		\$893.00	\$20,769.00		\$20,769.00		\$1,246.14
<b>Material Only Totals</b>					<b>\$264,884.51</b>	<b>\$247,245.62</b>		<b>\$14,285.55</b>	<b>\$232,960.06</b>		<b>\$232,960.06</b>		<b>\$13,977.61</b>
<b>Silent Use</b>													
	i		I-2575	7/18/2017	\$19,118.69	\$19,118.69					\$11,000.00	\$11,000.00	\$660.00
	i		I-2576	7/21/2017	\$25,000.00	\$25,000.00					\$11,381.68	\$11,381.68	\$682.90
	i		I-2578	8/2/2017	\$35,581.30	\$35,581.30					\$20,180.00	\$20,180.00	\$1,210.80
	i		I-2589	9/14/2017	\$110,232.45	\$110,232.45					\$64,320.00	\$64,320.00	\$3,859.20
	i		I-2591	9/20/2017	\$35,028.00	\$35,028.00					\$9,000.00	\$9,000.00	\$540.00
	i		I-2593	10/3/2017	\$154,035.38	\$154,035.38					\$115,280.00	\$115,280.00	\$6,916.80
	i		I-2594	10/9/2017	\$35,581.30	\$35,581.30					\$20,040.00	\$20,040.00	\$1,202.40

**Continental Interiors**  
**Sales / Use Tax Liability Report**  
 For The Period From 8/1/2023 to 8/31/2023  
 For All Store / Branch Locations

Filter State

Tax Authority	Tax Type	Tax Rate	Gross Sales	GS / WO Tax	Exempt Mat	Exempt Labor	Taxable Materials		Taxable COGs		Total Tax
							For Sales Tax +	Taxable Labor +	For Use Tax =	Taxable Total	
28 California	State Tax	6.0000%	\$37,587.21	\$38,220.00					\$1,428.00	\$1,428.00	\$85.68
12 Colorado State	State Tax	2.9000%	\$1,035.20	\$1,035.20					\$80.00	\$80.00	\$2.32
14 County	County Tax	3.8200%	\$402.41	\$1,035.20					\$80.00	\$80.00	\$3.06
3 San Diego	County Tax	8.0000%	\$38,220.00	\$38,220.00					\$1,428.00	\$1,428.00	\$114.24
13 RTD	Misc 1 Tax	1.1000%	\$1,035.20	\$1,035.20					\$80.00	\$80.00	\$0.88

Total Tax Authorities \$206.18





# Paid To Source Tax Type

For the adventurous

# When to use



- You do not remit tax reports to authorities
- Your vendor bills at the same tax rate that you charge on all your jobs
- You calculate use tax on your warehouse location, not on the job site location

# Noteworthy



- Jobs under the PTS tax type do NOT report to the tax report
- You will pull actual vendor invoices for proof of taxes paid during an audit
- Calculates just like silent use tax

# Display Settings

## Defaults

General

Accounting

Printing

### New Customer Defaults

### Select Tax Types To Display

- |  |  |
|--|--|
| <input checked="" type="checkbox"/> Material Only    | <input checked="" type="checkbox"/> GST / PST          |
| <input checked="" type="checkbox"/> Total Sale       | <input type="checkbox"/> PEI                           |
| <input checked="" type="checkbox"/> Tax Exempt       | <input type="checkbox"/> QST                           |
| <input checked="" type="checkbox"/> Silent Use       | <input type="checkbox"/> Mat / Silent Use              |
| <input checked="" type="checkbox"/> Silent Use / Frt | <input checked="" type="checkbox"/> Total / Silent Use |
| <input type="checkbox"/> Resale                      | <input type="checkbox"/> PTS inc Frt                   |
| <input type="checkbox"/> HST                         | <input type="checkbox"/> PTS w/o Frt                   |
| <input type="checkbox"/> GST                         |  |



# Selection of PTS

New Customer Defaults	
Group	Retail
Terms	Net 30
Credit Limit	
Tax Code	Franklin
GL Sales Account	450001 - Sales
GL Tax Account	2000 - Sales Tax
Tax Type	PTS inc Frt
Quick Sale ID	

*Customer Default Settings*

Refresh Totals

Group	Builder
Labor	
Materials	
Contract Total	\$3,619.50
Tax Code / Type	Lagu GST / PST
Sales Tax	Material Only
<b>Grand Total</b>	PTS inc Frt
	PTS w/o Frt
	Silent Use
	Silent Use / Frt
	Tax Exempt
	Total / Silent Use
	Total Sale

*Transitional Proposals*



# Sales & Use Tax

New report and tax paid to the source tax type

# Next Up: Claims Module Best Practices 4:15 - 5:00 pm

Followed by: End of Day 1